








67089A



Manual how rewrite 1530 Y-Cable 67089A for Webasto timer 1533

1. 
 2. 
 3. 
 4. 
 5. 
 6. 
 7. 
1. Push lock
 2. Slide cover to left
 3. Push terminals lock
 4. Pull out grey and violet wire
 5. Violet wire insert to socket no.2, and secure grey wire
 6. Push terminals lock and pull out grey wire
 7. Secure grey wire